

# Eldi's Activities in a Museum\*

M. Castrillón Santana<sup>†</sup>, J. Cabrera Gámez,  
D. Hernández Sosa, A. C. Domínguez Brito,  
J. Lorenzo Navarro, J. Isern González,  
C. Guerra Artal, I. Pérez Pérez,  
A. Falcón Martel, M. Hernández Tejera  
and J. Méndez Rodríguez.

Centro de Tecnología de los Sistemas y  
de la Inteligencia Artificial (CeTSIA)  
Universidad de Las Palmas de Gran Canaria - SPAIN

## Abstract

In this paper we will present Eldi, a mobile robot that has been in daily operation at the Elder Museum of Science and Technology at Las Palmas de Gran Canaria since December 1999. The system that controls Eldi and the rest of the installation has been conceived as a set of agents that interact by means of discrete events. This is an ongoing project that was organized in three different stages of which only the first one has been accomplished termed *The Player*. This paper will describe briefly the physical robot, the environment and demos developed. Finally, we will summarize some important lessons learnt.

## 1 Introduction

Last years have revealed Education and Entertainment as promising, though demanding, new application scenarios for robotics with a great scientific, economic and social potential [1]. The interest raised by products like Sony's Aibo or the attention deserved by the media to projects as Sage [2], Rhino [3], Kismet [4] and, more recently, Minerva [5] demonstrate the fascination of the general public for these new fashion robotics *pets*.

In this paper we will present Eldi, a mobile robot that has been in daily operation at the Elder Museum of Science and Technology at Las Palmas de Gran Canaria since December 1999. This is an ongoing project that was organized in three different stages of which only the first one has been accomplished. The

---

\*This work has been partially supported by the spanish research project **1FD1997-1580-C02-02** with european FEDER funding, and by the research project **PI/999/153** funded by the autonomic government of Canary Islands - Gobierno de Canarias.

<sup>†</sup>Contact address: Dpto. Informatica y Sistemas, Campus Univ. de Taira, Las Palmas de Gran Canaria, 35017 Las Palmas, SPAIN. E-mail: modesto@dis.ulpgc.es. Fax: +34 928 45 87 11.

initial phase, termed *The Player*, was devoted to design and build the physical robot, obtain a scalable and extensible software control architecture and put all this into operation in a number of shows and demos that should be offered to visitors. The second stage, actually under development, has been called *The Cicerone* and aimed at adding better navigational capabilities in the robot such that it can give tours through some of the Museum's halls. In a final phase, termed *The Vagabond*, Eldi will be allowed to move erratically across the Museum during its *spare* time (i.e. while not required to give a tour, attend a show or recharge batteries) and it will be possible for a visitor to demand its attention and services through a multimodal interface (gesture, voice and a touchscreen). This paper will focus on the accomplished first stage to succinctly describe the physical robot, the environment and demos developed. Finally we will summarize some important lessons learnt.



Figure 1: Front and side views of Eldi.

## 2 ELDI system anatomy

### 2.1 Hardware description

As stated above, the first phase of the project, carried out during 11 months, was devoted to build the robot and accomplish a first level of capabilities. The main goal is to attract visitors' interest towards Science and Technology. Physically, the robot's body has two main components (see figure 1). The lower part integrates a commercial Nomadic's XR4000 mobile platform that gives the robot its basic mobility and sensor capabilities. On top of this platform, it integrates a *torso* that hosts:

- a second processor,

- several radio communication systems that offer a 802.11 network interface with off-board systems
- transmission system of color video and sound from the robot,
- a touchscreen,
- loudspeakers
- and a two degree of freedom head.

The robot is equipped with an active vision system that comprises a pair of Sony EviG21 motorized color cameras housed in the head, a Directed Perception pan-tilt that articulates the neck, and a PCI frame grabber. Basically, the processor installed in the mobile platform controls the motion, self localization and obstacle avoidance. It also selects the video input for transmission and schedules power resources of the whole system using a digital Port Control Board. It runs under the Linux O.S. The second *upper* system, that runs under Windows NT 4.0, controls the whole robot and develops all the interaction with user through a number of devices that include the vision system. Communications with off board systems are routed through the Linux system. The robot is also capable of recognizing voice commands from a number of people.




Figure 2: A closer look to the head and neck of Eldi.

## 2.2 Control Systems

Three main subsystems control the robot (Eldi). In the upper body a 350 MHz Pentium II running NT takes care of vision, communication, interaction and high-level robot control. In the base, a micro-controller network manages the power and sensor systems (ultrasonars, infrared, bumpers) at low level, and a 233 MMX Pentium under Linux is in charge of platform sensor control, obstacle avoidance, localization, and low level motion control.

Several external machines complete the system (PCs connected using a local net with two segments being Eldi the net gateway): GameController dual Pentium 350Mhz under NT, BoardController Pentium 300 under W98 and ConacPC Pentium 100 under W95. These external machines controls also the active floor (in terms of illumination) used in different games, the videoboard, the sound,

lights and so on. The whole system (figure 3) is not just the robot but a complete system designed for being able to offer different performance combining multimedia.

Global control is achieved by means of CAV [6], a software architecture that provides a substrate for combining different machines in an asynchronous manner, concretely as a network of asynchronous weakly coupled agents modeled as Discrete Event Systems (DES), in particular as Port Automata [10] [11].

### 2.3 Sensors

In its upper body, the robot incorporates an active color vision system (SONY EVI-G21 and Imaging PCI frame grabber) mounted on a pantilt by Directed Perception (figure 2) for color detection and tracking (faces, robot games pieces), and a 14" SVGA color touchscreen by ELO Touchsystems for direct interaction with visitors (information, screen games). A laser beacon is also included as part of the location system (CONAC).

In its lower body (XR4000 Nomadic Technologies), there are microswitches for door opening detection and temperature probes for motor overheating checking. The robot base has two rings with 24 sensor modules, each one consisting of: one ultrasonic sensor for long range obstacle detection, one infrared sensor for short range obstacle detection and a bumper for contact detection (there are additional contact sensors on doors).

External sensors include a pair of color vision cameras mounted on the ceiling of the robot area to help players and robot localization using a PCI Imaging frame grabber, a wireless microphone (TOA) for voice recognition, and laser detectors for accurate robot localization.

### 2.4 Degrees of freedom

The robot head is mounted on a neck (PTU-Directed Perception) with 2 degrees of freedom (pan and tilt). The robot eyes are constituted by two motorized cameras that contribute with 2 mechanical degrees of freedom (pan, tilt) and 2 optical degrees of freedom (zoom, focus).

An holonomic system allows for the movement of the base with 4 wheels driven by 2 motors each (wheel rotation and translation).

### 2.5 Power Systems

A microcontroller based system is in charge of power distribution. The robot has a main battery set with four 33 Amp.h batteries and an auxiliary battery set with four 18 Amp.h batteries, both sets located in the base. Two DC-DC converters and a devices power control board supplies upper body systems from battery sets.

### 2.6 Communication Systems

All the machines compose a two segments local network connected by means of a wireless network interface (Lucent Technologies Wireless IEEE 802.11 interface in 2.4 GHz using DS) that uses the lower body as gateway. Internal robot communication systems include a 100 MB/s Fast Ethernet linking the robot's

main processors (upper and lower body) and an Arcnet network for information transmission between microcontrollers and the platform main processor. External systems are connected using a classic ethernet.

Audiovisual data are transmitted from the robot using a video-audio transmitter (Eagle 2.4 GHz PAL video and audio transmission).

### 3 Functional description: CAV in Eldi

A major breakthrough accomplished during this first phase has been the software architecture and associated methodology used to control the robot and off-board systems. The system that controls Eldi and the rest of the installation has been conceived as a set of agents that interact by means of discrete events. Eldi has been built using an extended version of CAV [6], a tool that enormously eases the definition and implementation of distributed systems modeled as a DES, specifically each agent is formalized as a Port Automaton [10] [11] and the whole system is in this way a network of Port Automata. CAV had been used previously in the design and implementation of active vision systems to facilitate the development and reduce the integration effort of such systems [7]. CAV allows modeling a robotic system as a set of distributed asynchronous weakly coupled active entities or agents [8] making tasks in parallel or concurrently, and interacting among them by means of events or signals, in this way the system is viewed from an agent perspective, as a network of agents sharing the same control and communication schemes. Thus therefore, in Eldi, all agents both on-board and off-board, share the same control and communication structure. This fact proved to be crucial during the integration of the whole system and sets the basis for system extension or modification along future phases of the project.

In figure 6 are depicted the main CAV agents involved in the current phase of project Eldi (figure 3), some other subsidiaries agents are not shown. In the diagram circles are agents, the cylinders are memory storages, arrows are data flows among agents, bi-directional arrows implies a protocol of command request and response. Functionally, as it is displayed on the diagram, the dashed contours, three different computer systems are distinguished:

**The ROBOT:** That physically includes:

- the Platform, the Nomadic XR4000 which also contains some extra power supply units for some devices (a speaker, TopRobot, the CONAC emitter and a video transmitter),
- and TopRobot, which is the upper part of the robot, the torso and the head.

The Platform is in charge of controlling low level platform movements, video transmission to external machines, the platform sensors (ultrasonars, infrared, bumpers, motor temperature sensors and odometry) and the extra power supply units.

TopRobot is responsible for head movements, vision behaviors, the voice, the multimedia application, the touch screen and high level monitoring and control of the Platform.

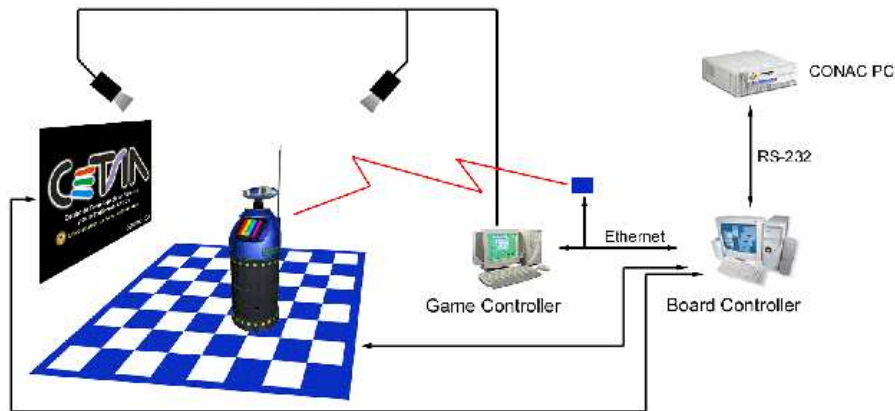


Figure 3: Complete system schema. The robot moving on the chess-like board (Realboard), a videoboard (Virtualboard) that presents synthetic feedback of the game. The external machines and the cameras for controlling the game.

**The GAME CONTROLLER:** It is responsible for attending user commands through speech recognition (using IBM ViaVoice), executing agenda commands, controlling the evolution of board games and robot and player visual localization through the external ceiling cameras.

**The BOARD CONTROLLER:** In charge of controlling the game board (the Real Board) 3, the video board (the Virtual Board), and also hosts an agent collecting information about robot localization from the CONAC system.

## 4 Daily activity

Actually, the daily activity of the robot cycles between a show where robot commanding is performed by means of its voice interface. The show is carried out over a backlit 8x8 glass board, figure reffig:wholesystem, where it develops several shows and plays different games as *Treasure Search* against a human player, figure 4, detected using vision. Eldi also can interact with a visitor to solve an 8-puzzle using vision, figure 5. Additionally it performs a choreography combining music, video and game board light effects. Furthermore, there is a resting period during which Eldi recharges batteries and offers the public the opportunity either to play different games as mastermind, chess or four-in-a-line, or to learn more about robotics using the multimedia information system.

Some of the available games have been programmed to offer the opponent explanations of the actions taken by the robot during the course of the game or even comments that reflect the judgement of the robot about player's actions. These comments are constructed using a set of phrase patterns that are randomly selected and offered via the voice synthesizer available on board, besides they are accompanied by movements of the head and eyes that track the face of the player.

Daily activity goes further from just the show, there are several background

activities that should be always working, like weak obstacle detection and semi-automatic system checking, as for example obtaining from time to time the histogram of the images captured by Eldi's cameras could provide the system a cue about when there is a malfunction with the cameras.

Typical Eldi's script in the current stage, i. e., *The Player*, is as follows (translated from spanish):

#### 1. Introduction

- Monitor: Hi Eldi and hi everybody, I am Eldi's assistant, I would like to welcome you to Eldi's Show. Eldi introduce yourself.
- Eldi introduces the video that explains its design and abilities

#### 2. Abilities

- M: We will start showing you the kind of movements Eldi can do attending to my commands. *Eldi, are you ready?*
- Eldi answers.
- M: *Eldi be quiet.*

#### 3. Moving

- M: Eldi is able to move in any direction. *Eldi go backwards, Eldi go ahead, Eldi turn right, Eldi look ahead, Eldi you are so quiet ... Eldi say something.*
- Eldi says something

#### 4. Dancing

- M: Eldi will now show you how he likes dancing ... *Eldi dance.*
- Eldi goes to the dance starting point and 'dances'

#### 5. Playing



Figure 4: Frame of the Treasure Search game.

- Treasure Search (figure 4)

- M: It is enough now let's play against Eldi. It is a simple game, you only need to know how to add. Now look at the floor, it is like a huge chesslike board where each cell has a value, and wins the first that reaches 40 without breaking the rules. The game status can be seen on the video board. *Eldi play.*
- Eldi goes to its starting point
- M: I need a volunteer ...
- The game goes on
- 8-Puzzle (figure 5)
  - M: Any of you can move the cells to test if Eldi can solve it, later Eldi will tell us the movements to solve the puzzle. *Eldi solve the puzzle*
  - Eldi says if he could solve the puzzle or if there is a problem
  - *Eldi next movement, ...*
  - Eldi says for example 'move x left'



Figure 5: Eldi solving the puzzle.

## 6. Finish

- M: Eldi is now hungry, so let's him go to rest. *Eldi go to bed*
- Eldi goes to charge area

## 5 Conclusions

First we have to emphasize that Eldi is an ongoing shuttle which is still facing its early stages and that has been acting daily for eight hours at the Elder Museum of Science and Technology at Las Palmas de Gran Canaria since December 1999. With Eldi the objectives prefixed initially in this first stage, *The Player*, has been attained, the integration of an entertainment robot under a reliable and extensible control scheme in a real human environment.



Regarding to normal operation, after the installation and initial verification of the system by the developers, Eldi is operated on a daily basis by personnel not specialized in these systems. Therefore reliability needs to be addressed not only during the automatic startup checkouts but specially during operation. This demands a software control architecture that must guarantee the correct functioning of the different parts of the system both hardware and software. In our opinion, these facts emphasize the importance of a suitable control architecture and associated design implementation that must hold the extensibility and easy integration demands of these systems.

Related to the hardware, it has proven to be the weakest point of the system, and in fact broken hardware has been the only reason that has avoided that Eldi's show could take place. Some critical elements are devices that are not easily obtained due to they have a low demand, and additionally the future of the hardware supplier companies can also affect the evolution of the system drastically.

The first and perhaps most important lesson learnt from the Eldi project is that a museum robot must be conceived as a living being. Indeed, this situation must be considered in the light that these *pieces* normally capture a great deal of attention from the visitors and it is not unusual that they end up being considered as the *flagship* of the exhibition. A logical consequence is the staff demand to constantly update the shows or add new capabilities to the robot to renew the interest of the public and attract new visits. Surprisingly, we have observed, as other authors [9], that it is the emotional and expressive abilities of the robot what captures much of people's attention and not its navigational or obstacle avoidance capabilities. Most people do not realize (and do not mind) if the robot is avoiding obstacles or not. People enjoy frequently catching robot attention (cameras) and seeing themselves on videoboard or on Eldi's screen. In our opinion, a clear indication of the type of expectations these type of robots poses on the general public.

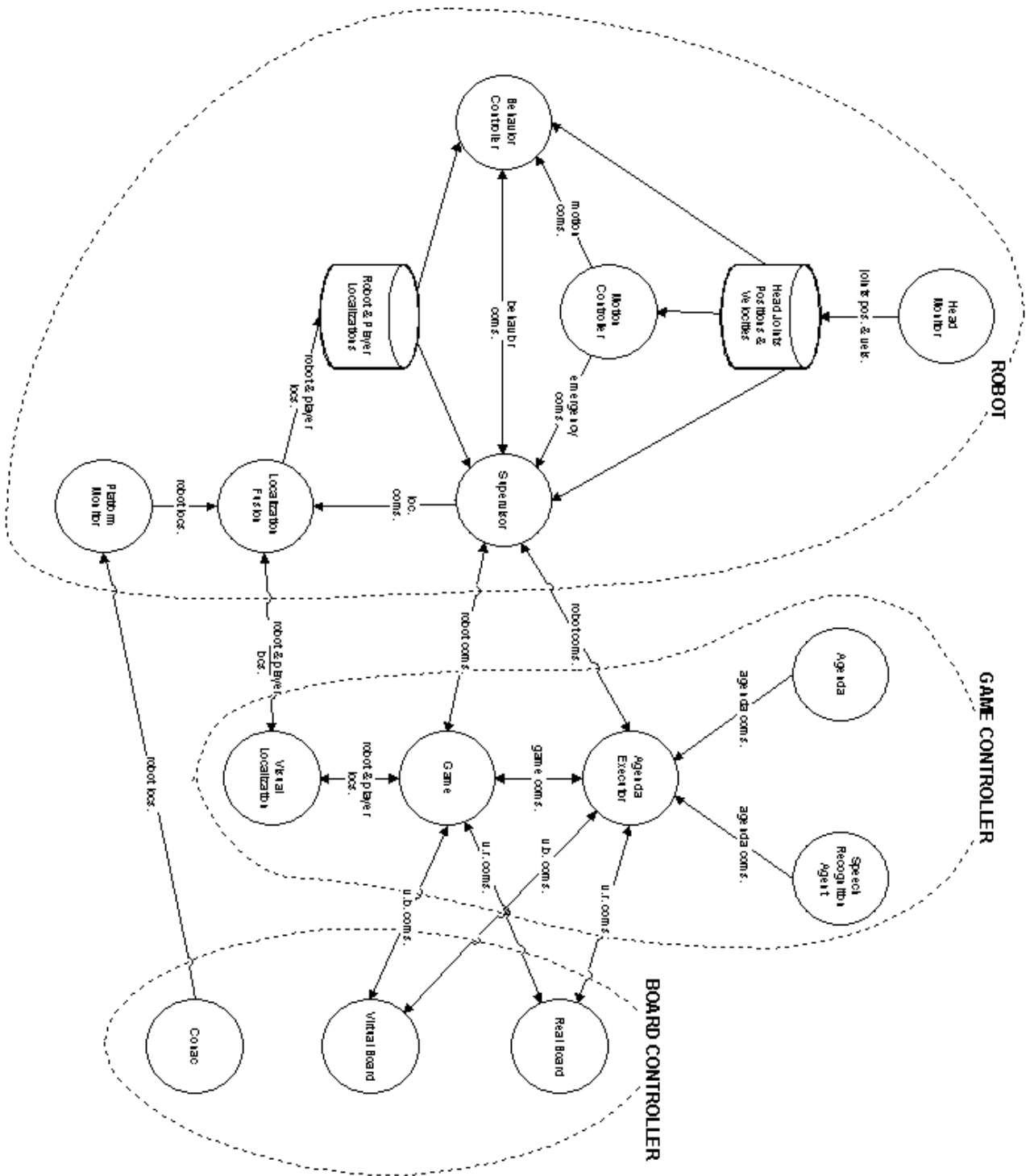


Figure 6: Software architecture under CAV.

## References

- [1] Toschi Doi citation, excerpt from Computists' Weekly, AI Brief section in Intelligent Systems, December 1999.
- [2] The Sage project's URL: <http://www.cs.cmu.edu/~illah/SAGE/index.html>
- [3] The Rhino project's URL: <http://www.informatik.uni-bonn.de/~rhino/>
- [4] The Kismet project's URL: <http://www.ai.mit.edu/projects/humanoid-robotics-group/kismet/kismet.html>
- [5] The Minerva project's URL: <http://www.cs.cmu.edu/~minerva/>
- [6] A.C. Domínguez-Brito, F. Mario Hernández-Tejera and J. Cabrera-Gómez, "A Control Architecture for Active Vision Systems", Proc. of VIII Spanish National Symposium on Pattern Recognition and Image Analysis, Vol. I, 395-402, 1999.
- [7] M. Hernández, J. Cabrera, M. Castrillón, A. Domínguez, C. Guerra, D. Hernández, and J. Isern, "Deseo: An Active Vision System for Detection, Tracking and Recognition", in Computer Vision Systems, H. I. Christensen (Ed.), Vol. 1542 of Lecture Notes in Computer Science, Springer-Verlag, 1999.
- [8] M. Wooldridge and N. R. Jennings, "Intelligent Agents: Theory and Practice", Knowledge Eng. Review, 10(2), 1995.
- [9] W. Burgard, A.B. Cremers, D. Fox, D. Haehnel, G. Lakemeyer, D. Schulz, W. Steiner, and S. Thrun, "Experiences with an Interactive Museum Tour-Guide Robot", Technical Report CMU-CS-98-139, Carnegie Mellon University, Pittsburgh, PA, 1998. Available through URL: [http://www.cs.cmu.edu/~thrun/papers/thrun.tourguide\\_tr.pdf](http://www.cs.cmu.edu/~thrun/papers/thrun.tourguide_tr.pdf)
- [10] M. Steenstrup, M. A. Arbib and E. G. Manes, "Port Automata and the Algebra of Concurrent Processes", Journal of Computer and System Sciences, Vol. 27, 29-50, 1983.
- [11] Antonio C. Domínguez-Brito, Magnus Andersson and Henrik I. Christensen, "A Software Architecture for Programming Robotic Systems based on the Discrete Event System Paradigm", Technical Report CVAP 244, Centre for Autonomous Systems, KTH - Royal Institute of Technology, S-100 44 Stockholm, Sweden, September 2000.